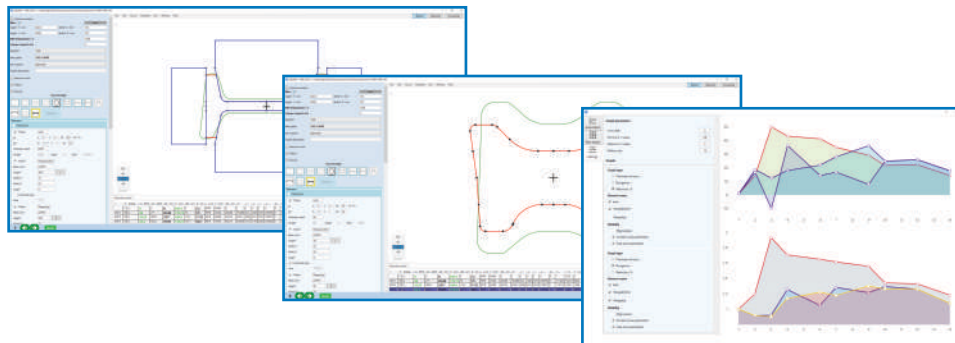
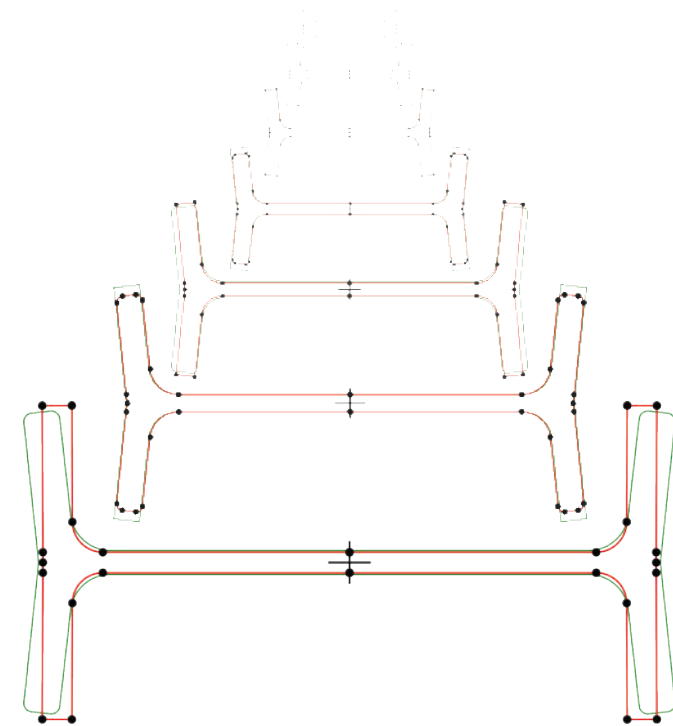


- Analysis and improvement of existing roll pass designs
- Roll pass design from scratch either directly from the billet to the final shape or in inverse direction from the final shape to the billet
- Simulation of deformation, speed and temperature regimes, the energy and power parameters of rolling
- Roll strength analysis
- Visual analysis of deformation zones in cross-sections
- Analysis of rolling technologies, considering the characteristics and limitations of the mill
- Support of various equipment and roll configurations
- Wide set of standard grooves and product shapes
- Extendable database of materials, billets, rolls and stands
- Simulation of cross-sectional deformation in 2.5D in seconds to verify the groove shape in QKaliber
- Import of grooves from \*.dxf files and their shape customisation using built-in editor
- Import of roll pass design from an Excel template



## CAD SYSTEM FOR THE DEVELOPMENT AND IMPROVEMENT OF ROLLING PROCESSES FOR LONG PRODUCTS AND SECTION PROFILES

24/7 online support

Cost and time reduction for new and existing rolling technologies

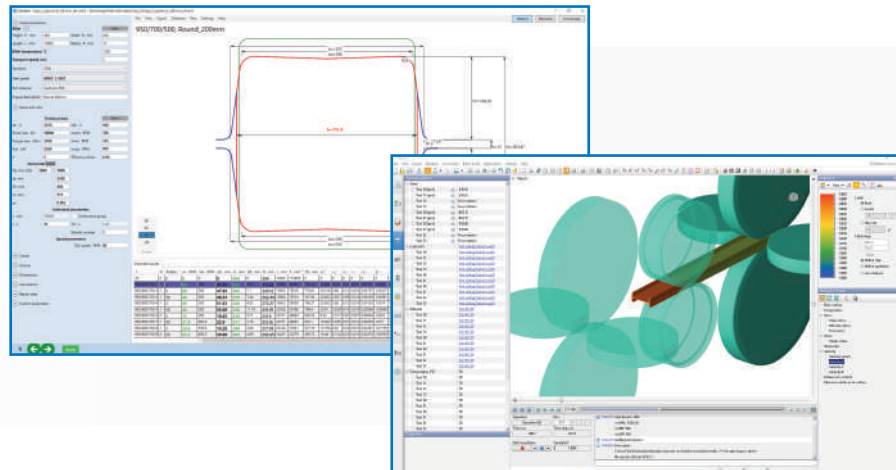
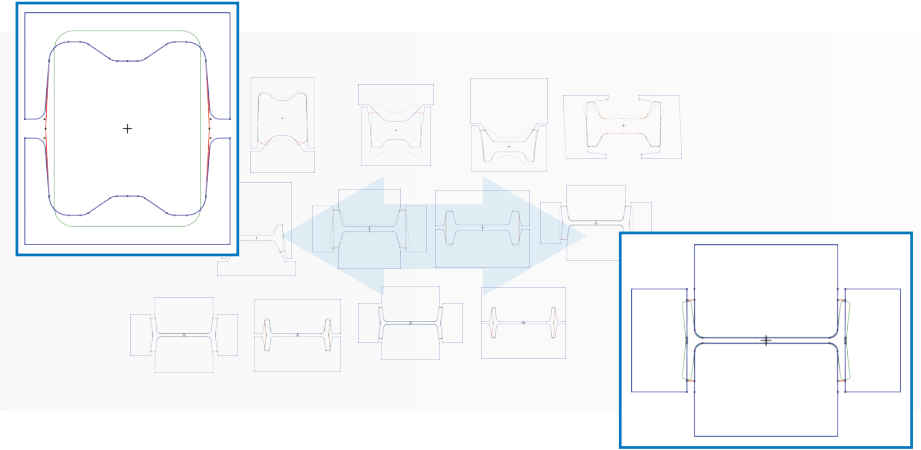
Detecting and correcting possible costly design errors

Integration with QForm

# SIMPLE DESIGN OF COMPLEX PROFILES

Automatic creation of the entire rolling scheme based on a specified section profile

Flow analysis of profile elements to assess roll pass design based on deformation parameters



# AUTOMATIC SIMULATION PREPARATION

QKaliber automatically generates projects for simulation in QForm. The user needs just to press the "Start simulation" button to verify the designed technology.

# DOCUMENTATION GENERATION

Rolling schemes

Roll drawings

Groove drawings

